



DOWNLOADING THE OKTA MOBILE APP

This step-by-step guide will show you:

- How to download the Okta Mobile Application to Apple and Android devices

Okta Mobile is a mobile application that you can use to access certain Greene King applications (including most pub applications) on your mobile device. You cannot access Gki from this application, you will need to access via a mobile browser via myapps.greeneking.co.uk

1


FIND THE APP

Open the application store on you mobile device

Apple Devices: [App Store Link](#)



Android Devices: [Play Store Link](#)



Minimum system requirements – iOS 14.0 or later, Android 8.0 or greater



If you have a GK mobile device the application may already be installed

2

SEARCH FOR THE APP "OKTA VERIFY"

Log for this logo to ensure you download the correct application:

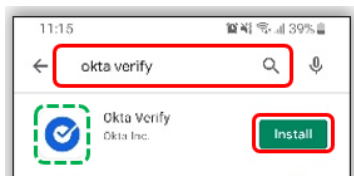


3

INSTALL THE APPLICATION

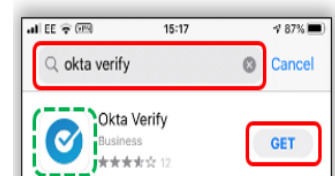
FOR ANDROID DEVICES

- Press the 'Install' button



FOR APPLE DEVICES

- Press the 'Get' button
- Press the 'Install' button and confirm as necessary



4

ACCESS THE APP

The application will now be installed on your mobile device and available for use



TOP TIP When you click on Install you may need to enter your Apple ID or password/fingerprint etc.



Here you will find some useful resources and links to help support you get the most out of Okta.



PHONE NUMBERS

1. Pub Teams 0800 7311799 (Option 4)
2. Support Teams 0333 3203310 (Option 1)

Call between 9am and 5pm (Mon – Fri, excluding bank holidays)



EMAIL ADDRESSES

1. Contact the Okta Support Desk via okta@greeneking.co.uk



LINKS / WEBSITES

1. Access Okta via myapps.greeneking.co.uk
2. Okta [Help Page](#)
3. My Pub [Help Page](#)



DOCUMENTS

1. [General Okta User Guide](#)
2. All other user guides can be found on the [Help Page](#)
3. My Pub [Help Page](#)